

LONDON BOROUGH OF HAMMERSMITH & FULHAM ORAL HEALTH FACTSHEET



Oral health is a key indicator of overall health, well-being and quality of life. Oral health affects our ability to eat, sleep, smile and show socialise. Oral health can also affect a person's self-esteem, school performance and attendance at school or work. Oral Disease and conditions include dental caries, periodontal (gum) disease, oral cancers, oro-dental trauma and cleft lip and palate.

CONTEXT

There are significant oral health inequalities among 5 year old children associated with deprivation and ethnicity (National Dental Epidemiological Programme, 2022). Younger children from the most deprived areas have more than twice the level of decay than those from the least deprived. Children from "other" and "Asian" backgrounds had a higher prevalence of tooth decay than any other ethnic background.

The borough prevalence of visible dental decay in five-year-olds decreased substantially between 2007/08 and 2016/17, but the prevalence increased between 2016/17 and 2018/19. The prevalence of visible decay plateaued between 2018/19 and 2021/22.

Oral diseases and conditions are influenced by wider determinants of health including poverty, housing education, employment and access to health services. These factors, in turn, influence health-related behaviours which then affect oral health. Despite being largely preventable, oral diseases are highly prevalent conditions and share risk factors with other chronic diseases and conditions such as unhealthy weight, diabetes cardiovascular diseases and cancers. Risk factors include: diet with increased sugar content, tobacco and alcohol use, poor toothbrushing habits and lack of fluorides and limited access to dental services.

Oral Health Data

Percentage of 5-year-old with visually obvious dental decay (2021/22)¹



H&F: 27.9%
London: 25.5%

Percentage of children (0-17) seen by an NHS Dentist in the last year (2023)²



H&F: 45.3%
London: 47.5%

Hospital tooth extraction rate in 0–19-year-olds per 100,000 (2022/23)³



H&F: 279.1
London: 433.5

Percentage of adults seen by an NHS Dentist in the last 2 years (2023)²



H&F: 49.6%
London: 37.4%

Hospital admissions for dental caries rate per 100,000 (2018/19–2020/21)¹



H&F: 274.2
London: 280.1

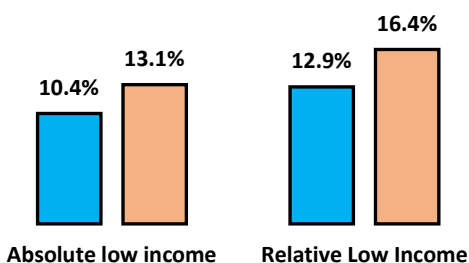
Deprivation and oral health

There is a strong association between social deprivation and poor oral health outcomes, as those living in poverty often face barriers to accessing dental care services and lack the resources for proper nutrition and oral hygiene practices that prevent dental diseases.

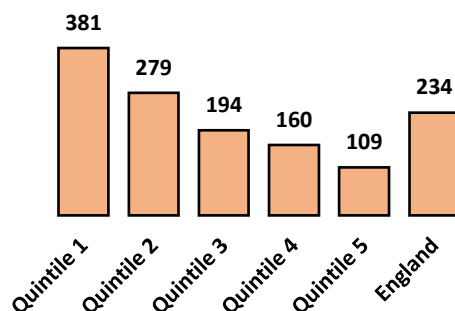
Deprivation and Tooth Extraction:

Percentage of children living income-deprived families (2021/22)⁴

■ Hammersmith and Fulham ■ London



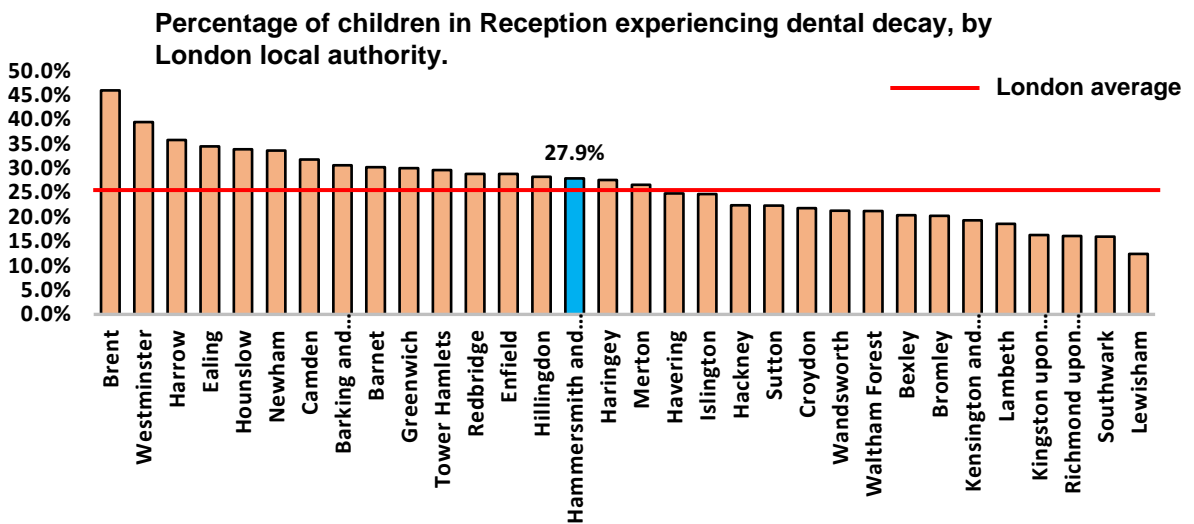
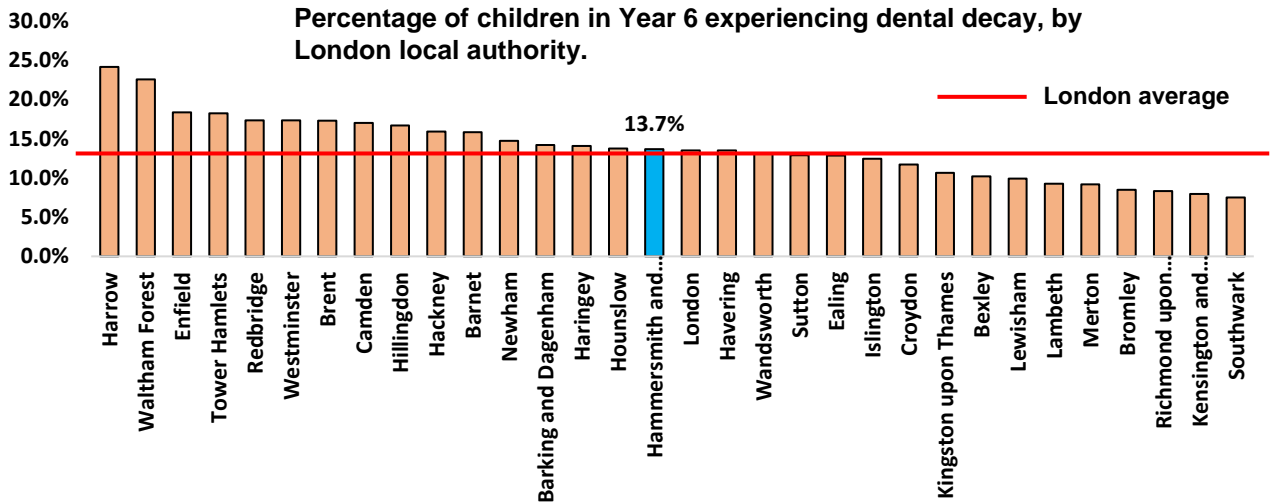
Decay –related tooth extraction rate per 100,000 in 0–19 year olds, by IMD quintile (2022/23)³



LONDON BOROUGH OF HAMMERSMITH & FULHAM ORAL HEALTH FACTSHEET

Oral health amongst those in school₅:

The data displayed in the charts below were taken from a 2022/2023 survey examining oral health amongst school children in Year 6 and reception, measuring the prevalence and extent of tooth decay in permanent teeth.



Distribution of dental surgeries₆

Here we can see the distribution of dental practices across Hammersmith and Fulham. Most dentist practices are concentrated in the central and south of the borough, following a similar pattern to deprivation.



Footnotes: [a] Snapshot data from Autumn 2021-22; Arrows refer to performance against London average.

References:

1. Office for Health Improvements and Disparities (OHID) (2024). Public Health Profiles - OHID. [online] Phe.org.uk. Available at: <https://fingertips.phe.org.uk/search/oral%20health>.

2. NHS Digital. (2023). NHS Dental Statistics for England, 2022-23, Annual Report. [online] Available at: <https://digital.nhs.uk/data-and-information/publications/statistical/nhs-dental-statistics/2022-23-annual-report>.

3. Office for Health Improvements and Disparities (OHID) (2024). Public Health Profiles - OHID. [online] Phe.org.uk. Available at: <https://www.gov.uk/government/statistics/hospital-tooth-extractions-in-0-to-19-year-olds-2023>

4. Office for Health Improvements and Disparities (OHID) (2024). Public Health Profiles - OHID. [online] Phe.org.uk. Available at: <https://fingertips.phe.org.uk/search/income>.

5. GOV.UK. (n.d.). Oral health. [online] Available at: <https://www.gov.uk/government/collections/oral-health#surveys-and-intelligence-children>.

6. data.england.nhs.uk. (n.d.). ODS - Dental Practices and Practitioners - NHS England Data Catalogue. [online] Available at: <https://data.england.nhs.uk/dataset/ods-dental-practices-and-practitioners>.