

# North Hammersmith and Fulham PCN Profile

# Contents

**Section 1:** Demographics

**Section 2:** Long-term Health Conditions

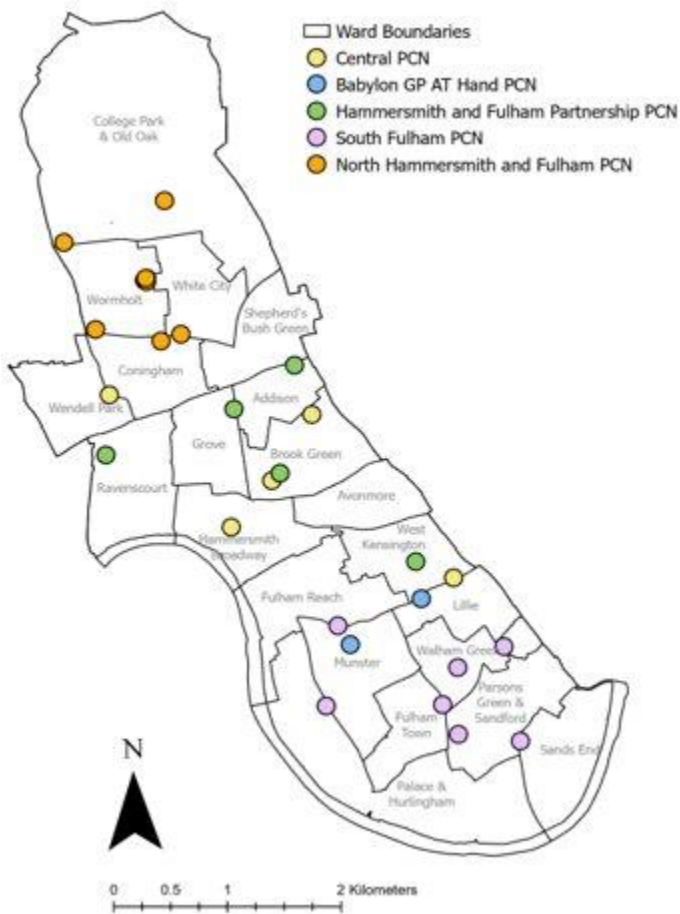
**Section 3:** Health Protection

**Section 4:** Wider Determinants of Health

# There are 9 GP Practices in North Hammersmith and Fulham PCN

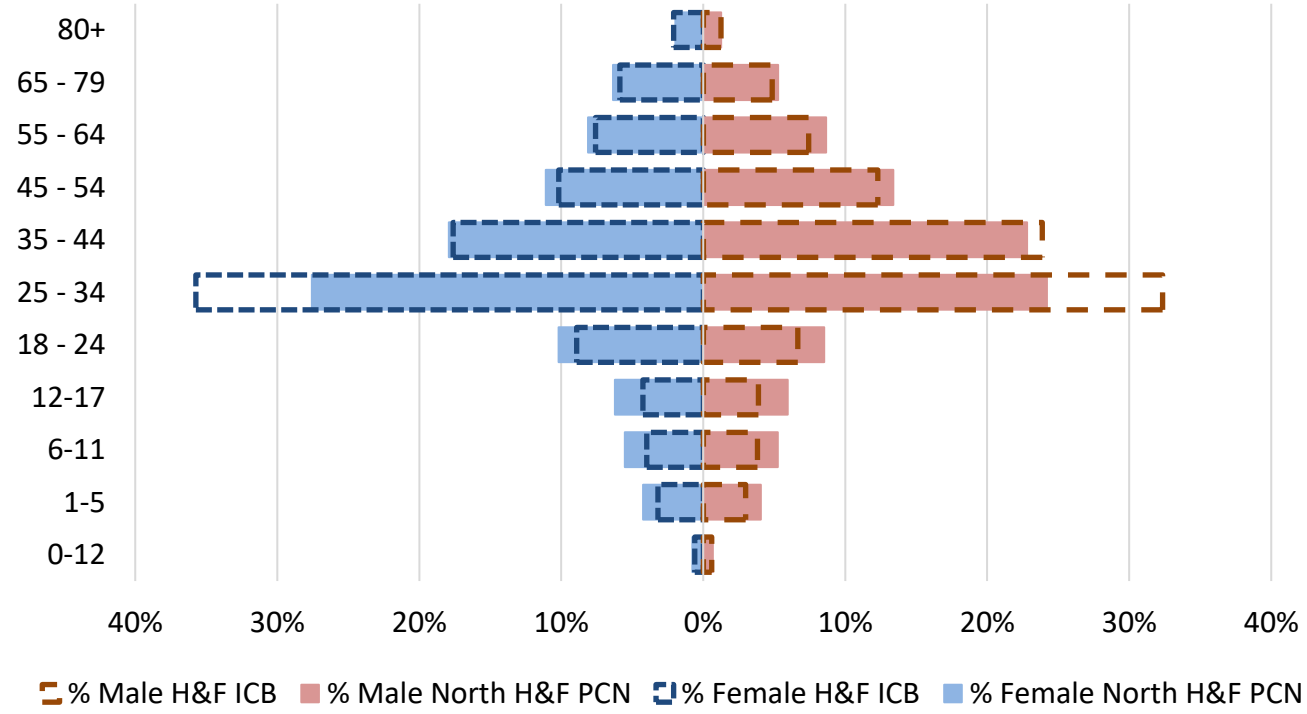
## Section 1: Demographics

### H&F PCN Geographies



North H&F PCN and H&F ICB Age and Gender profile

North H&F PCN and H&F ICB age and gender profile  
Source: Whole Systems Integrated Care (WSIC) Dashboard, September 2023



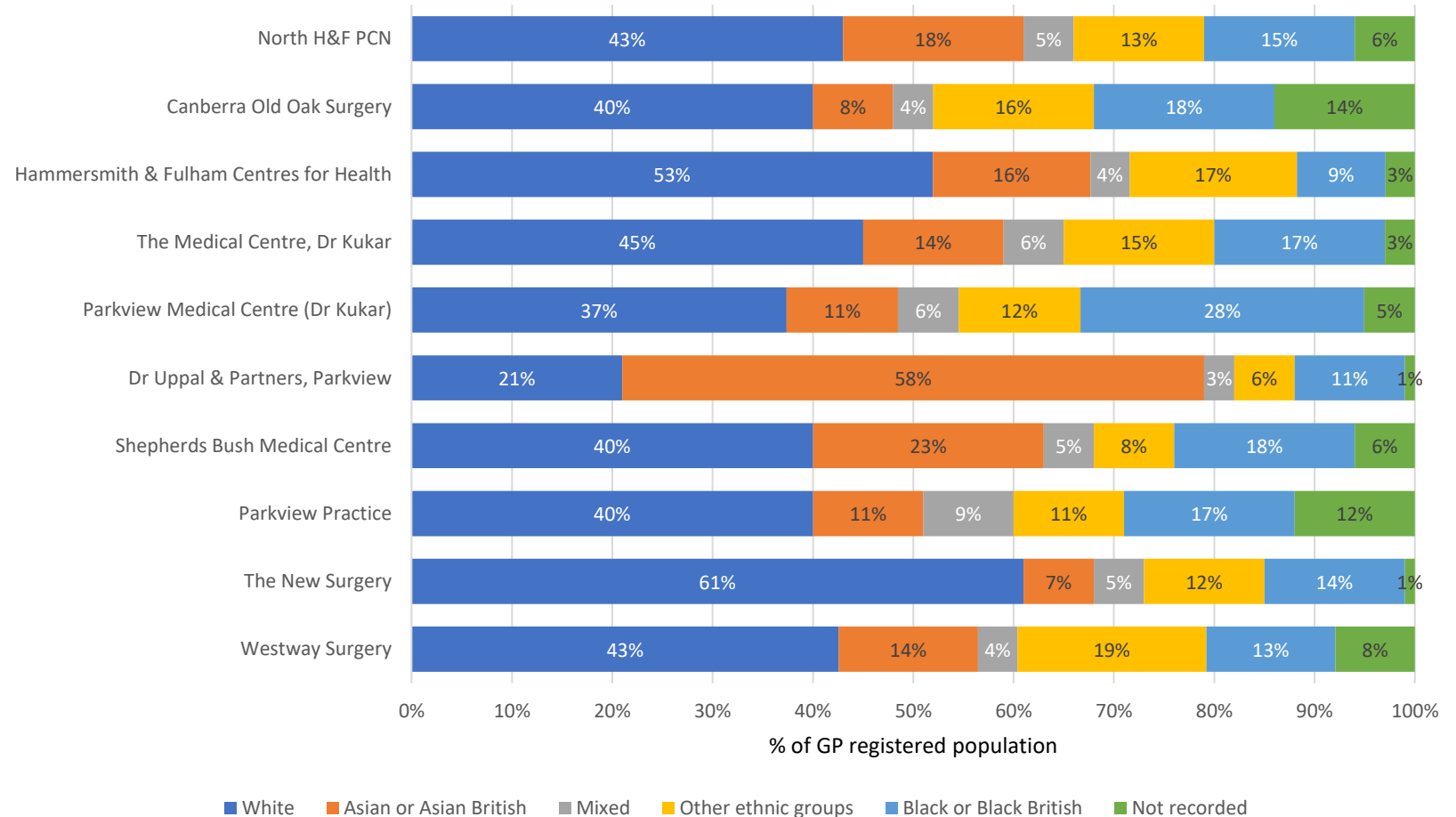
- Total of **59,014** registered at North H&F PCN (September, 2023).
- The **modal age range is 25-34 years**.
- There is almost an equal split between male (51.2%) and female (48.8%) patients registered.
- North H&F PCN has a **larger population above 35 years and below 25 years** compared to the overall H&F ICB population.

# Ethnicity Profile

## Section 1: Demographics

- **43%** of the registered patients at North H&F PCN are **“White”**.
- **51%** are from **ethnic minority group**.
- **There is a higher proportion of Asian (8.9%), Black (+6.9%), Mixed (+0.8%) and Other (+0.3%) ethnicities** when compared to the overall H&F population.
- Dr Uppal & Partners has the largest ethnic minority population (78%) compared to all other practices within North H&F PCN.

GP practices within North H&F PCN and ethnic breakdown of registered patients



# Contents

**Section 1:** Demographics

**Section 2:** Long-term Health Conditions

**Section 3:** Health Protection

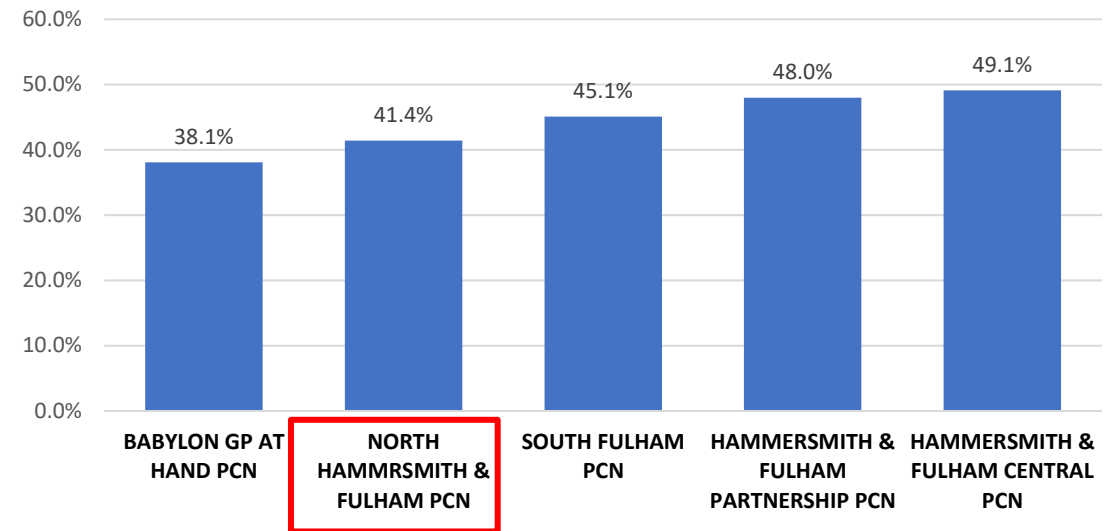
**Section 4:** Wider Determinants of Health

# % with Long Term Health Conditions

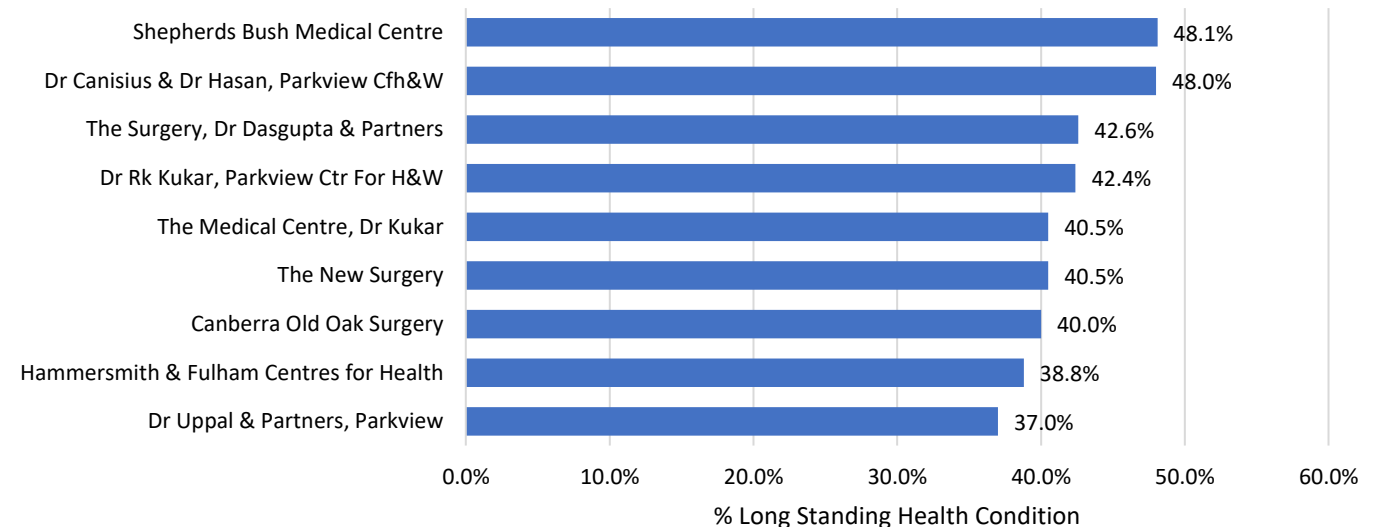
## Section 2: Long-term Health Conditions

- The percentage of patients with long-standing health conditions in North H&F PCN is 41.4%.
- Within North H&F PCN, **Shepherds Bush Medical Centre (48.1%)** has the highest percentage of patients with long-standing health conditions in 2022.

% of patients with long term health conditions by PCN, in H&F in 2022



% of patients with long standing health conditions by GP practice, in North H&F PCN in 2022.

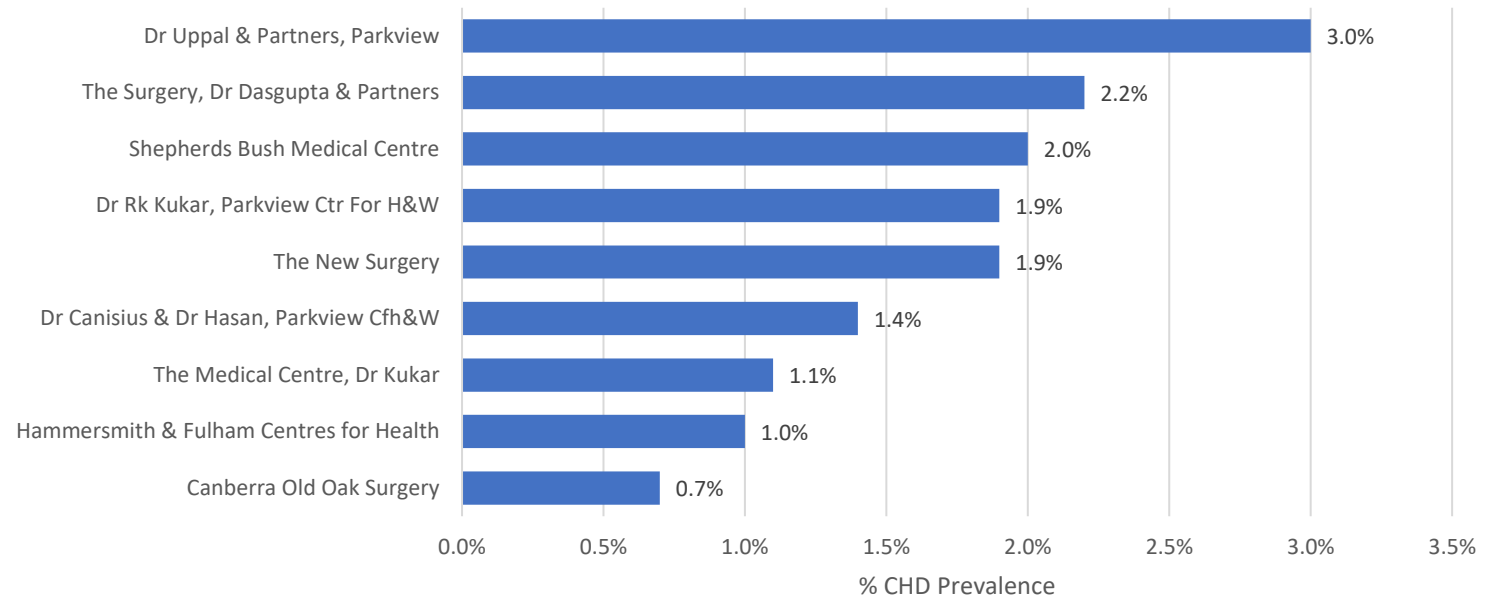


# Coronary Heart Disease

## Section 2: Long-term Health Conditions

- There is no data available for the prevalence of CHD amongst patients by PCNs.
- Within North Hammersmith & Fulham PCN, **Dr Uppal & Partners, Parkview** has the **highest CHD prevalence of 3.0%**.

**CHD Prevalence by GP practice, in North Hammersmith & Fulham PCN in 2021/22**

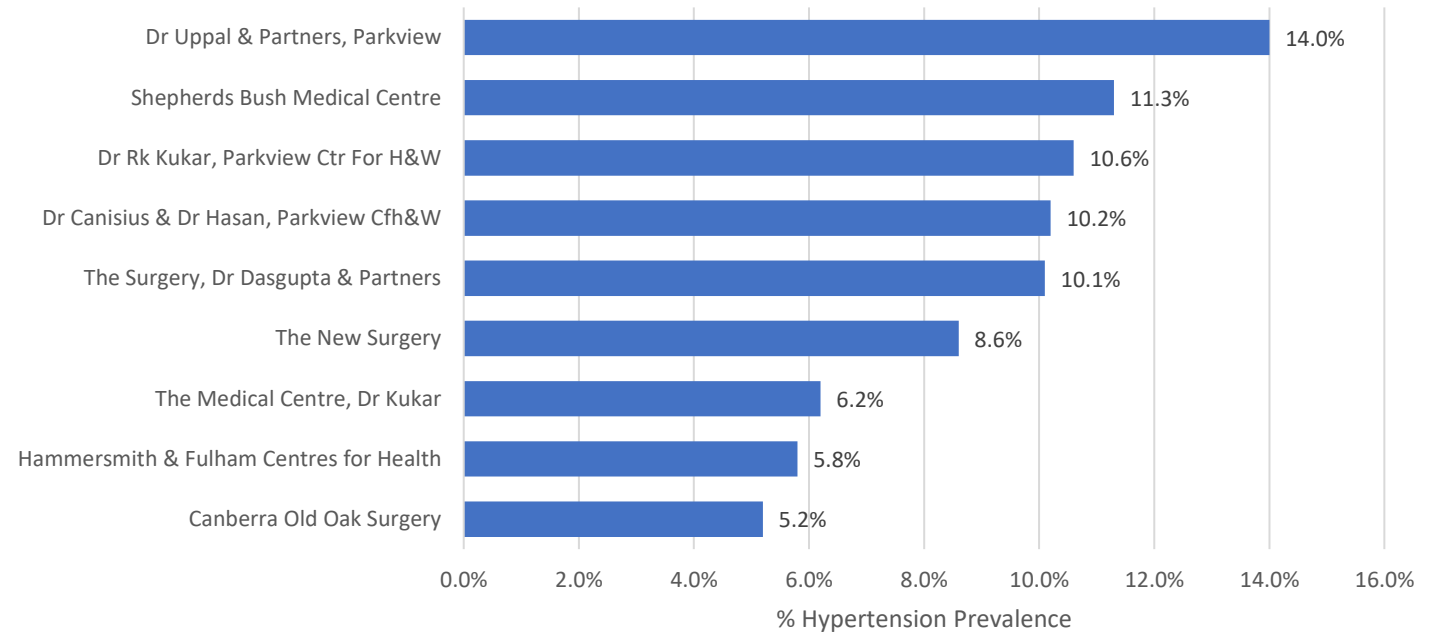


# Hypertension

## Section 2: Long-term Health Conditions

- There is no data available for the prevalence of Hypertension amongst patients by PCNs.
- Within North Hammersmith & Fulham PCN, **Dr Uppal & Partners, Parkview** has the **highest** Hypertension prevalence of **14.0%**.

Hypertension prevalence by GP practice, in North Hammersmith & Fulham PCN in 2021/22



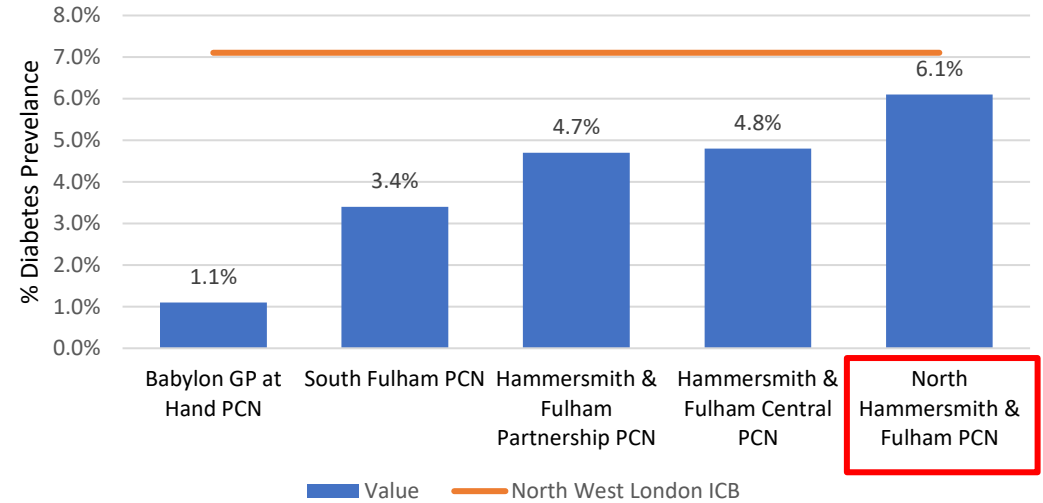


# Diabetes

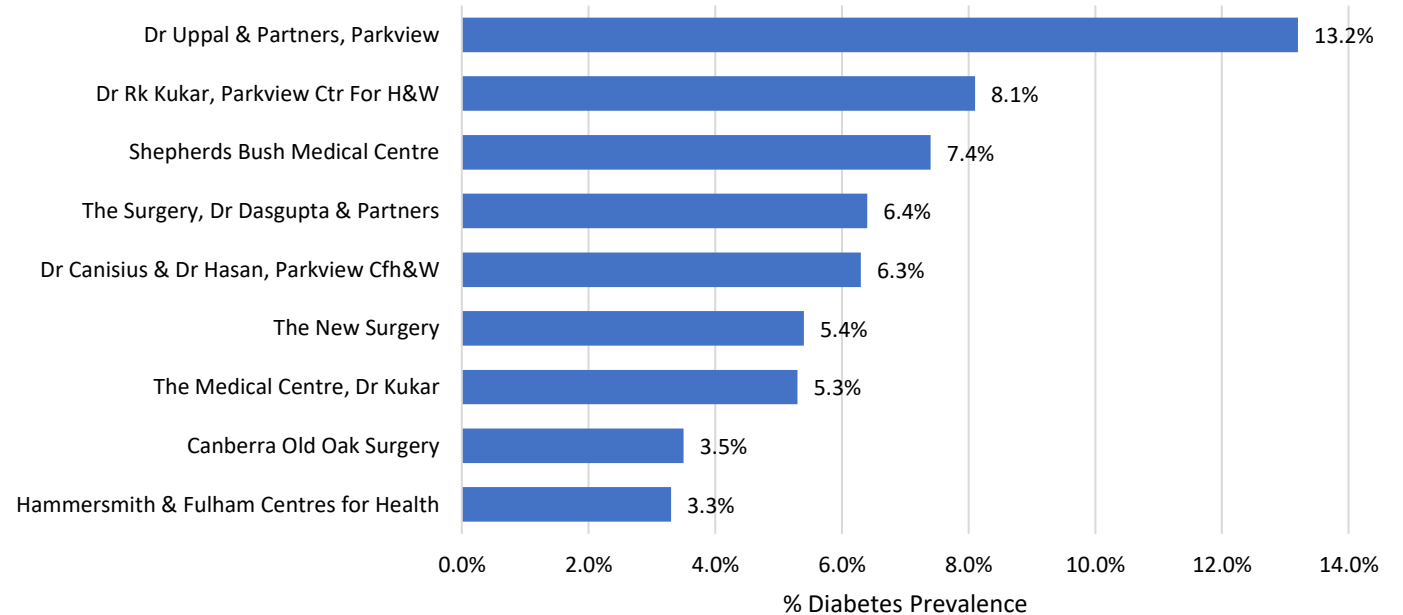
## Section 2: Long-term Health Conditions

- The prevalence of diabetes amongst patients registered with North H&F PCN is **6.1%**. This is **lower than the NWL ICB figure of 7.1%**.
- Within North H&F PCN, **Dr Uppal & Partners, Parkview** has the highest diabetes prevalence of **13.2%**.

Diabetes prevalence by PCN, in H&F, 2021/22



Diabetes prevalence by GP practice, in North H&F PCN in 2021/22

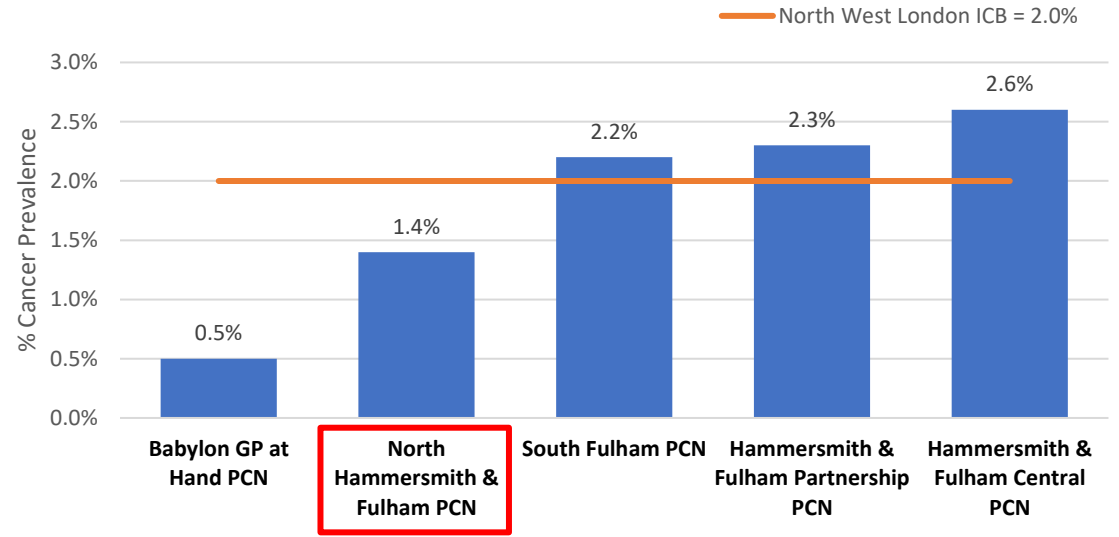


# Cancer

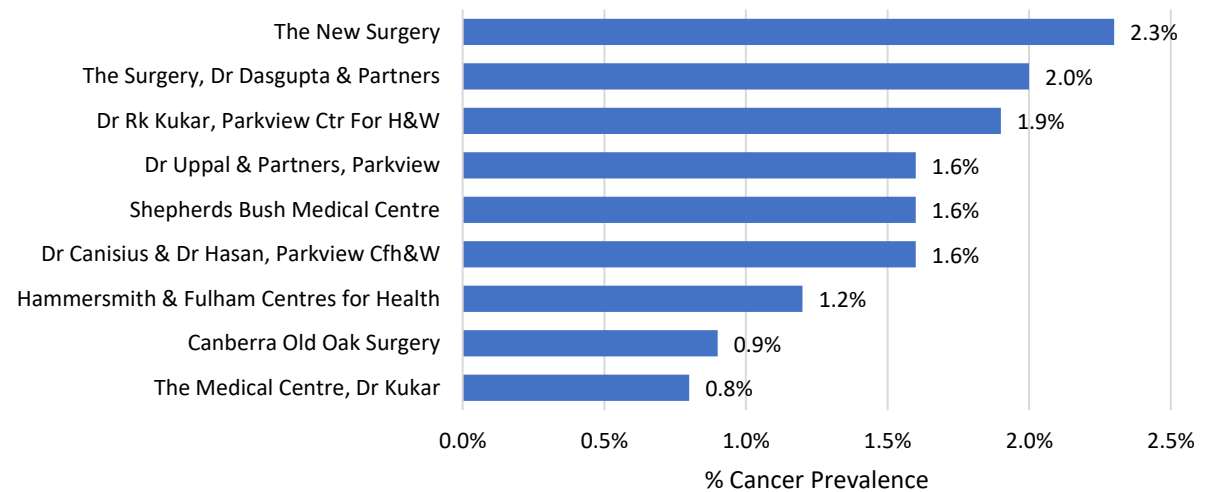
## Section 2: Long-term Health Conditions

- The prevalence of cancer amongst patients registered with North H&F PCN is **1.4%**. This is **lower than the NWL ICB figure of 2%**.
- Within North H&F PCN, **The New Surgery** has the **highest** Cancer prevalence of 2.3%.

Cancer prevalence by PCN, in H&F, 2021/22



Cancer prevalence by GP practice, in North H&F PCN in 2021/22

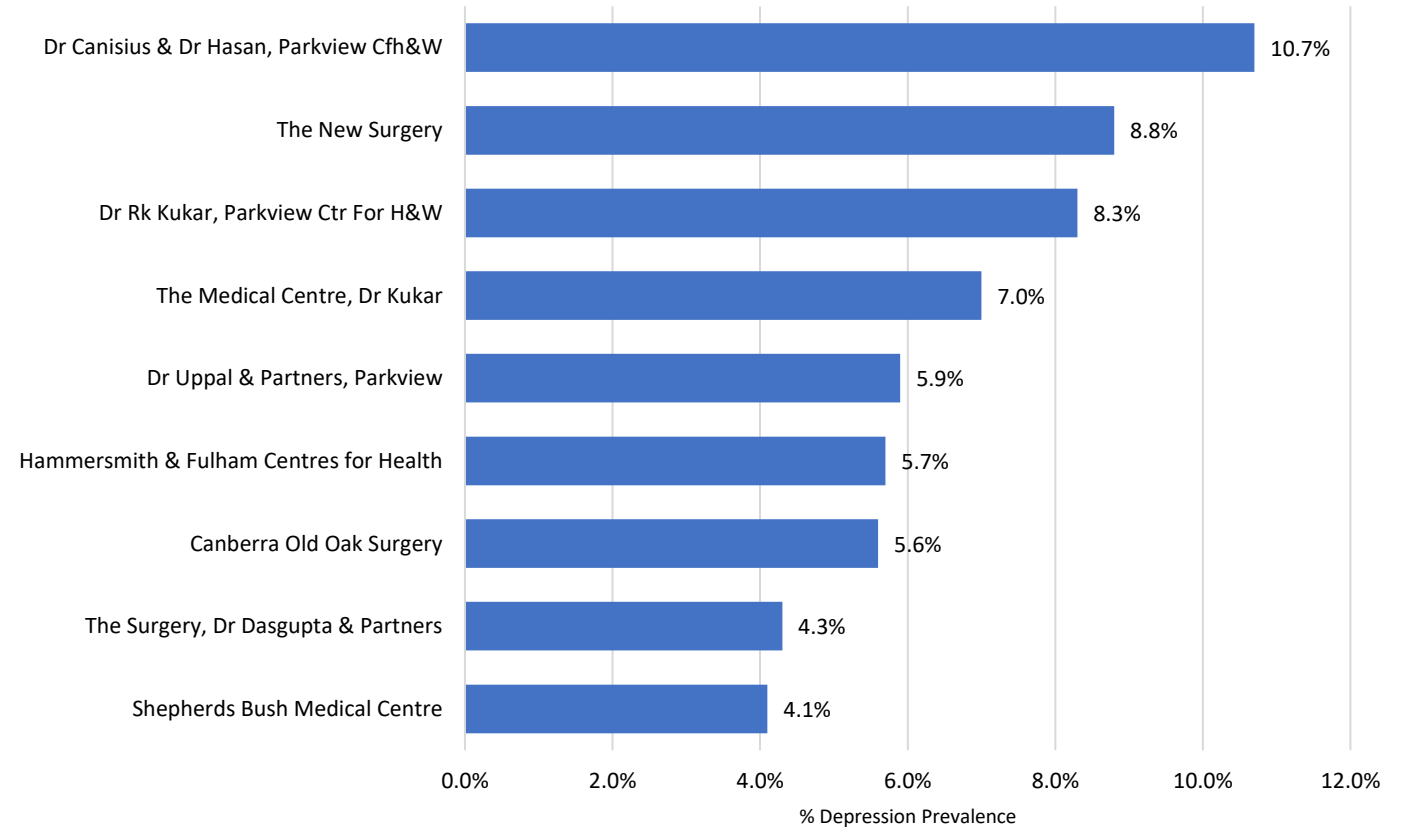


# Mental Health

## Section 2: Long-term Health Conditions

- No data available for prevalence of mental health by PCN.
- Within North H&F PCN, **Dr Canisius & Dr Hasan, Parkview Cfh&W** has the **highest** Mental Health prevalence of **10.7%**.

Depression prevalence by GP practice, in North H&F PCN in 2021/22



# Contents

**Section 1:** Demographics

**Section 2:** Long-term Health Conditions

**Section 3:** Health Protection

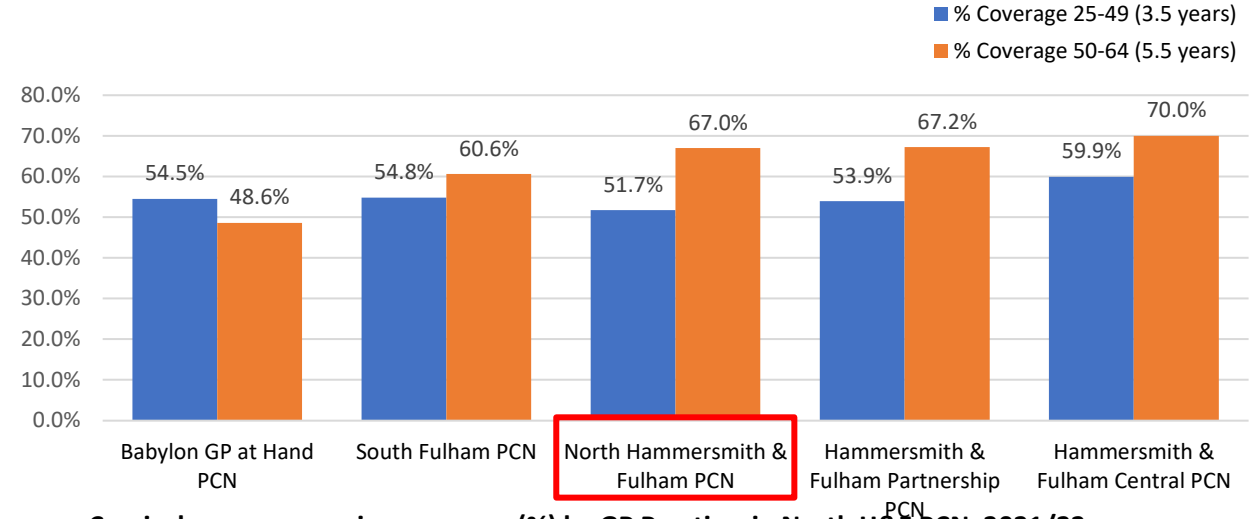
**Section 4:** Wider Determinants of Health

# Cancer Screening: Cervical Cancer

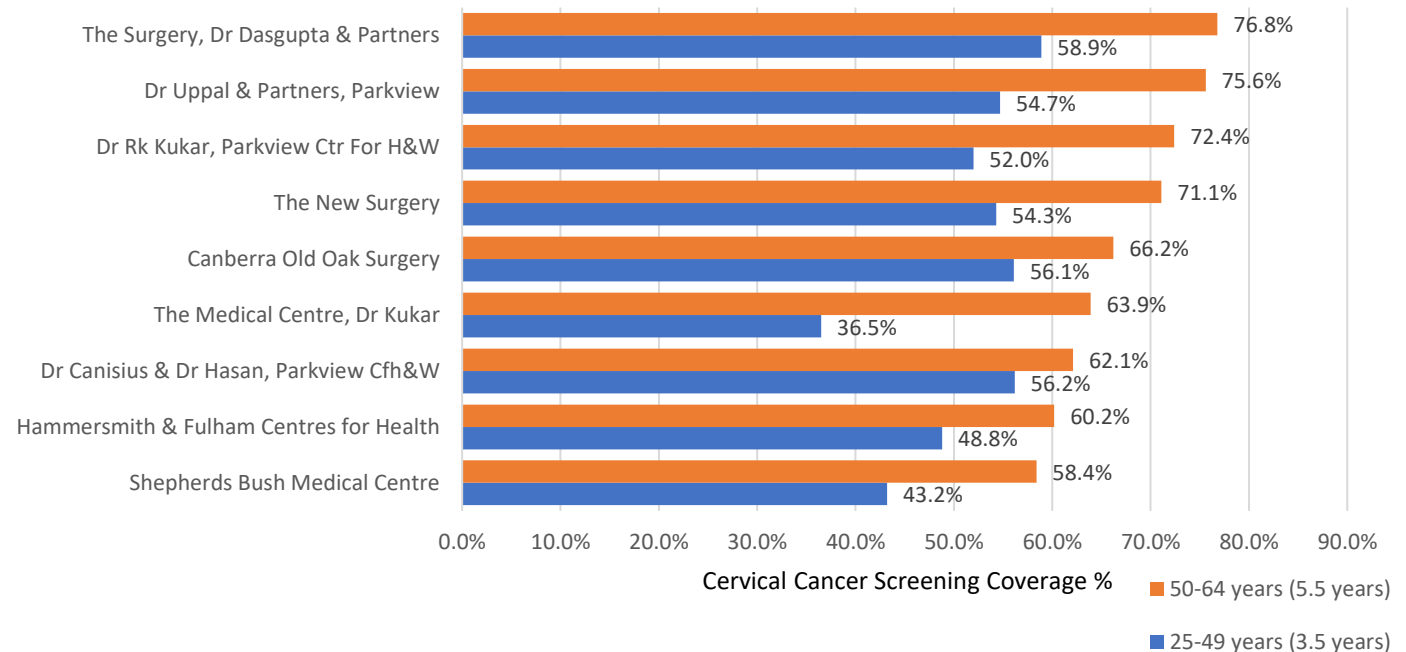
## Section 3: Health Protection

- The coverage for cervical cancer screening amongst patients aged **25-49** is **lower compared to those aged 50-64** years for all PCNs.
- North Hammersmith & Fulham PCN has the lowest coverage rate for patients ages 25-49 years and the third highest for those aged 50-64 years amongst all PCNs.
- **The Surgery, Dr Dasgupta & Partners** has the **highest coverage for the 25-49** age group (58.9%) and **for the 50-64** age group (76.8%) within North H&F PCN.

Cervical cancer screening coverage by PCN, in H&F, 2021/22



Cervical cancer screening coverage (%) by GP Practice, in North H&F PCN, 2021/22

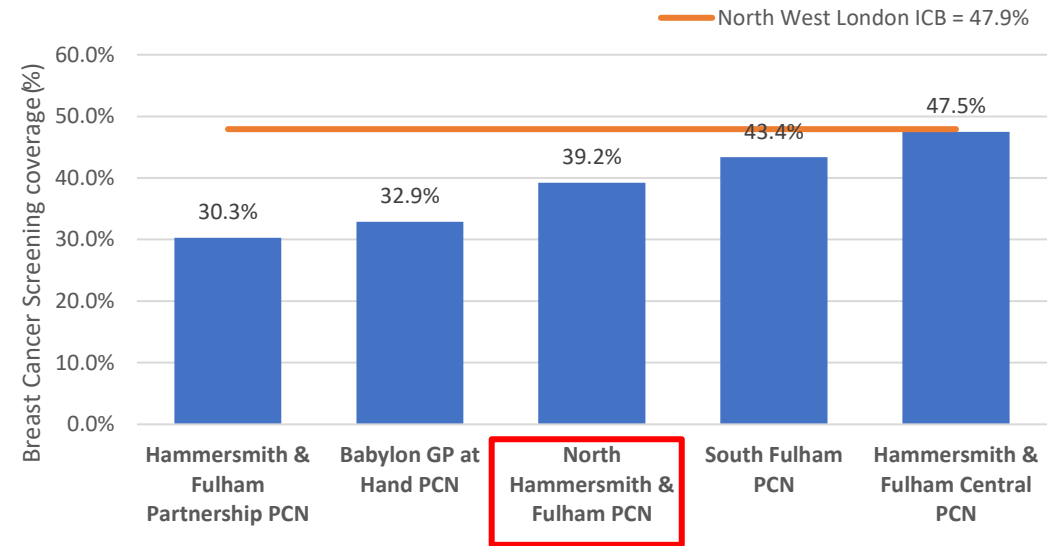


# Cancer Screening: Breast Cancer

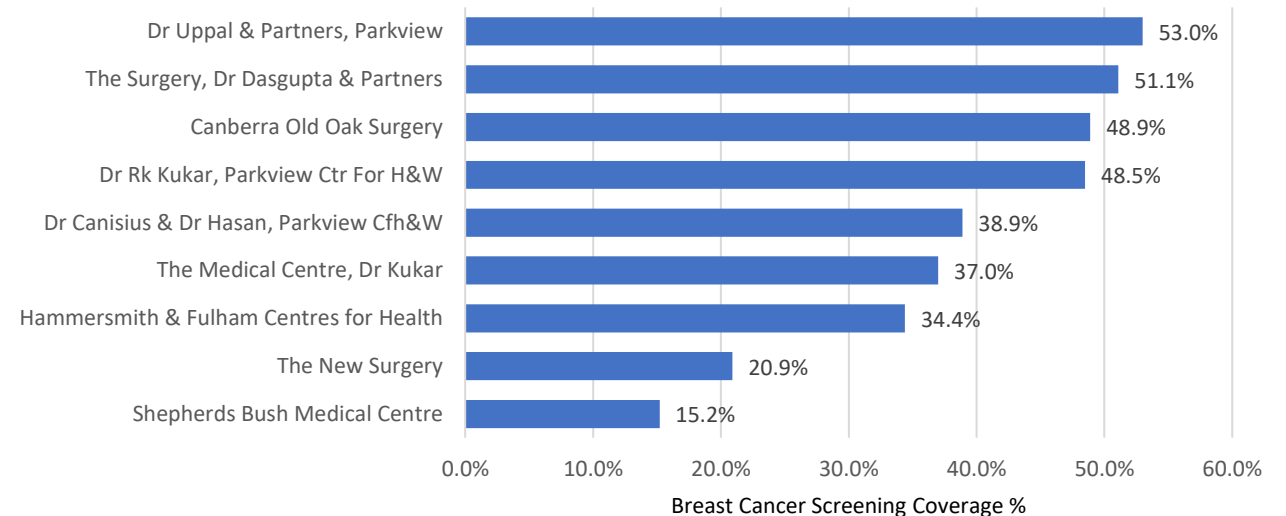
## Section 3: Health Protection

- North H&F PCN has the 3<sup>rd</sup> highest breast cancer screening coverage amongst all PCNs (39.2%). This is lower than the North West London ICB average of 47.9%.
- The **highest coverage** within North H&F PCN has **Dr Uppal & Partners, Parkview** (53.0%) and the **lowest Shepherds Bush Medical Centre** (15.2%).

Breast Cancer screening coverage by PCN, in H&F, 2021/22



Breast cancer screening coverage by GP Practice, in North H&F PCN, 2021/22

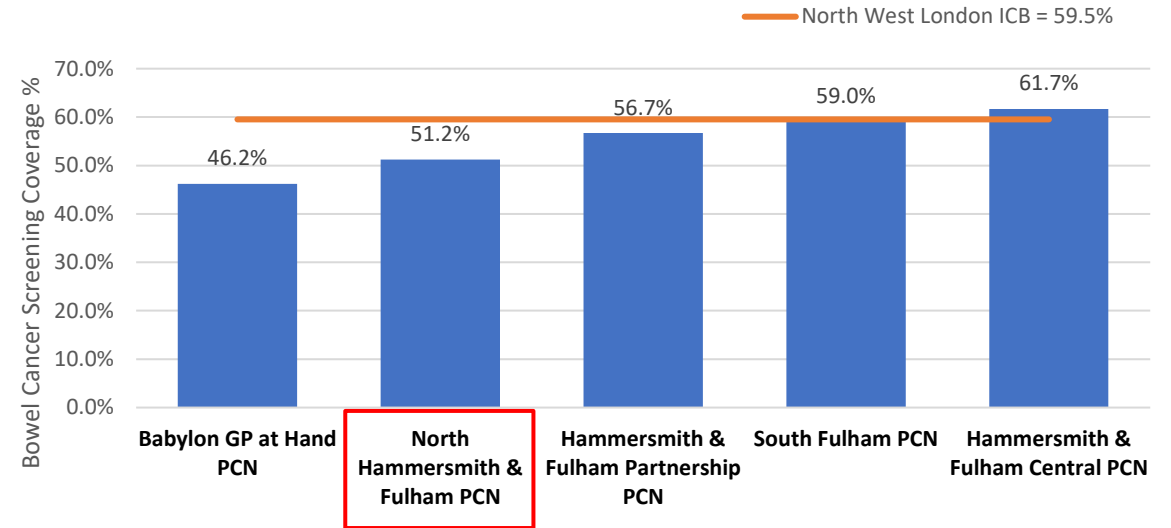


# Cancer Screening: Bowel Cancer (aged 60 to 74 years old)

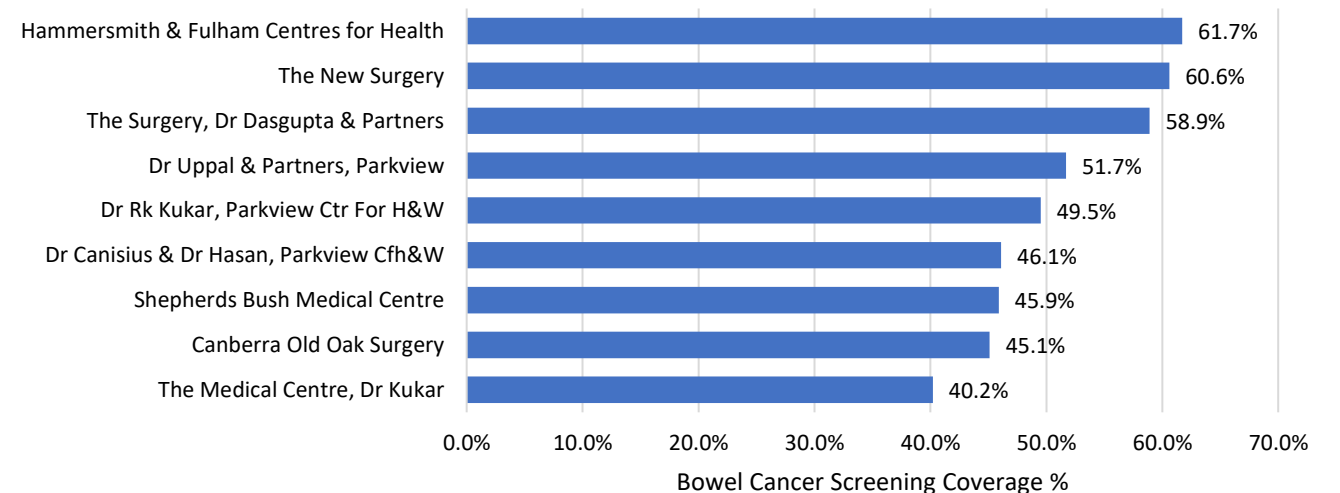
## Section 3: Health Protection

- North H&F PCN has the 2<sup>nd</sup> **lowest bowel cancer screening coverage** amongst all PCNs (51.2%). This is lower than the North West ICB average of 59.5%.
- **Hammersmith & Fulham Centres for Health** has the **highest coverage (61.7%)** within North H&F PCN.

Bowel cancer screening coverage by PCN, in H&F, 2021/22



Bowel cancer screening coverage by GP Practice, in North H&F PCN



# Contents

**Section 1:** Demographics

**Section 2:** Long-term Health Conditions

**Section 3:** Health Protection

**Section 4:** Wider Determinants of Health

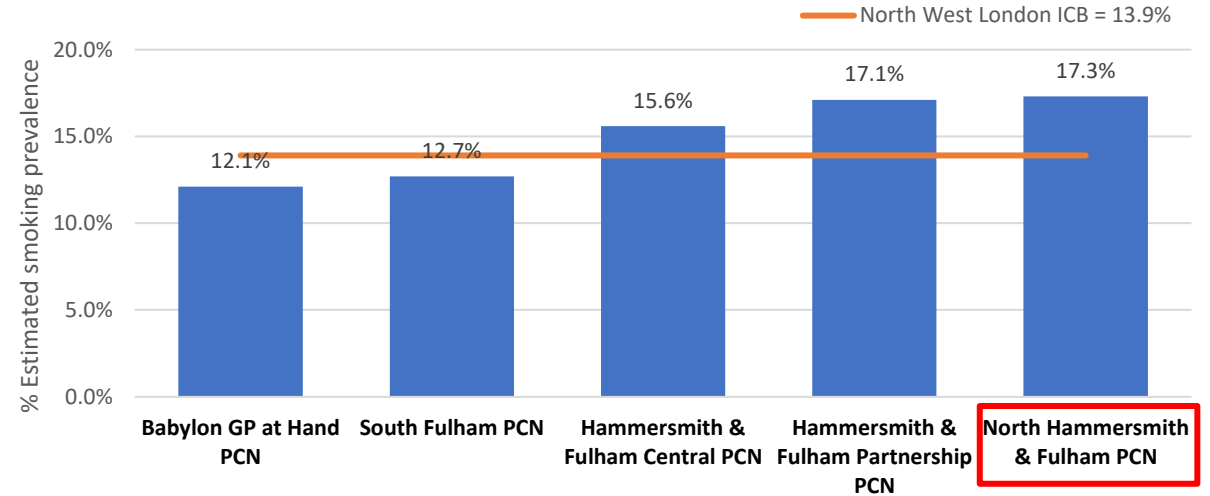


# Estimated Smoking Prevalence

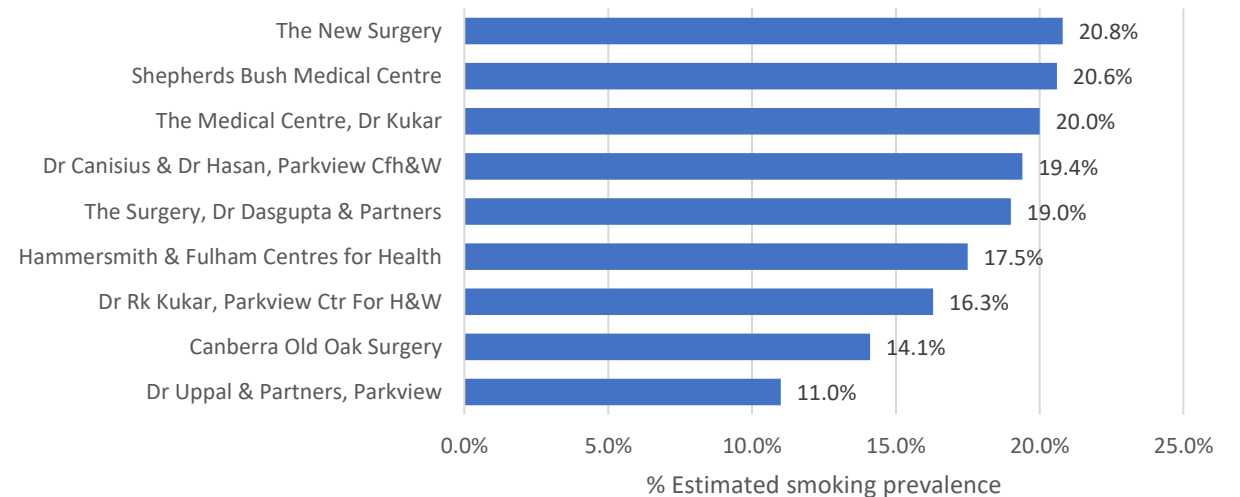
## Section 4: Wider Determinants

- The estimated smoking prevalence amongst patients registered with North H&H PCN is 17.3%. This is the highest proportion among all H&F PCNs.
- Within North H&F PCN, **The New Surgery** has the **highest** estimated smoking prevalence of **20.8%**.

Estimated smoking prevalence by PCN, in H&F, 2021/22



Estimated smoking prevalence by GP practice, in North H&F PCN in 2021/22

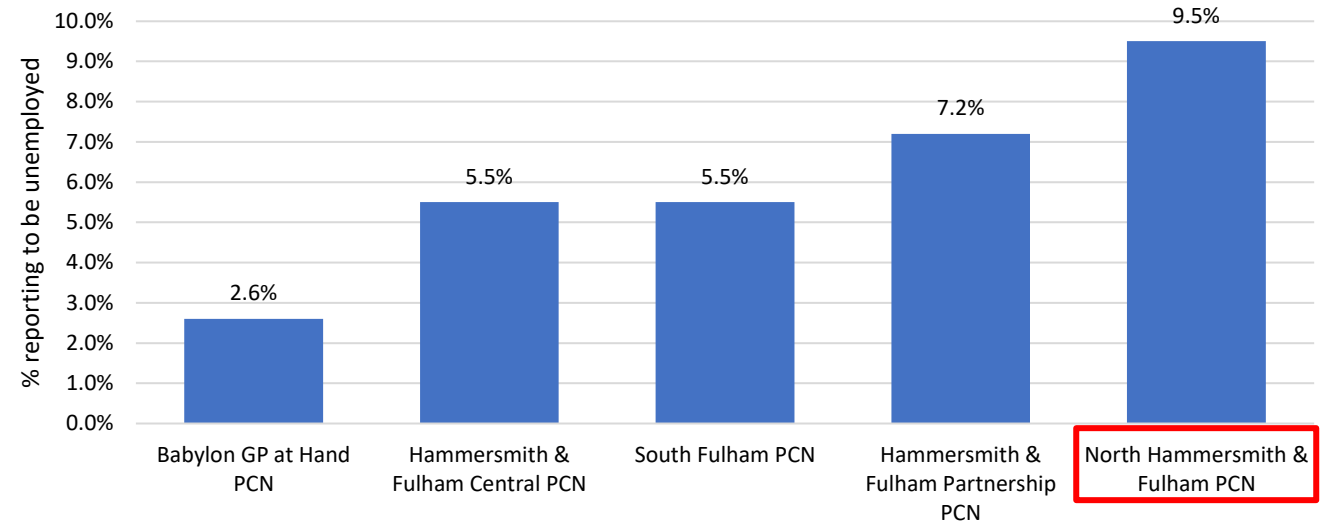


# Employment Status

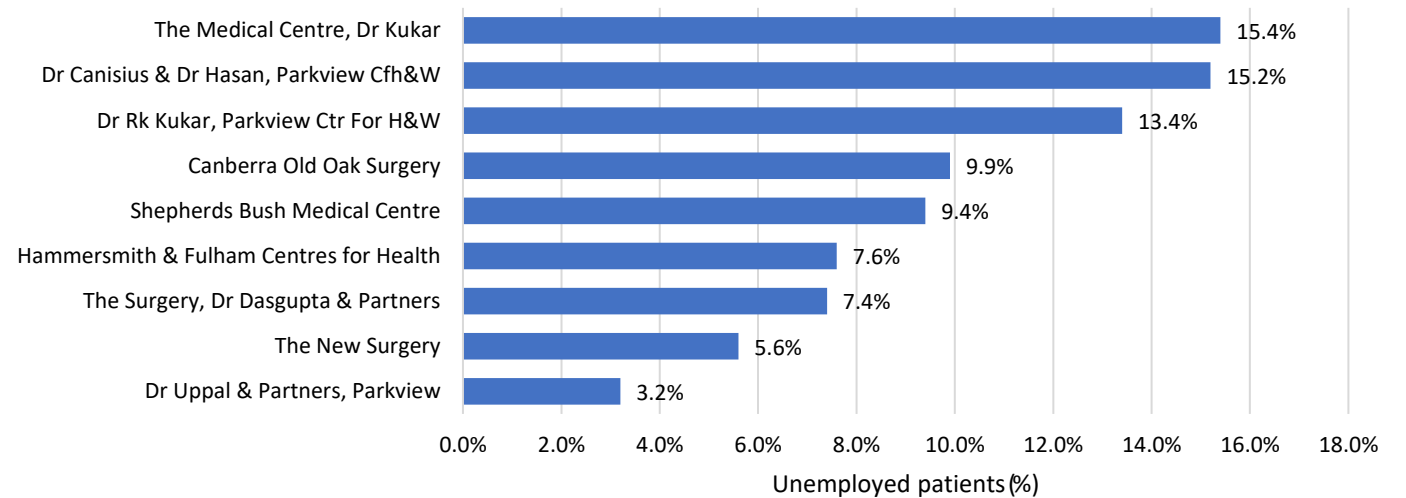
## Section 4: Wider Determinants

- The percentage of patients reporting unemployment in North H&F PCN is **9.5%**. This is the highest percentage within all H&F PCNs.
- Within North H&F PCN, **The Medical Centre, Dr Kukar** has the highest percentage of patients who reported being unemployed at **15.4%**.

% of patients reporting to be unemployed by PCN, in H&F in 2022



% of patients reporting unemployment by GP practice, in North H&F PCN in 2022



# Deprivation Decile (IMD)

## Section 4: Wider Determinants

- IMD is a relative measure of deprivation. Decile 1 represents the most deprived 10% of neighbourhoods in England and Decile 10 represents the least deprived 10% of neighbourhoods in England.
- Out of all PCNs, North H&F PCN ranks 1<sup>st</sup> in terms of deprivation.
- Hammersmith and Fulham Centres for Health has the highest deprivation decile (4), meaning it has lowest indicator of deprivation.

