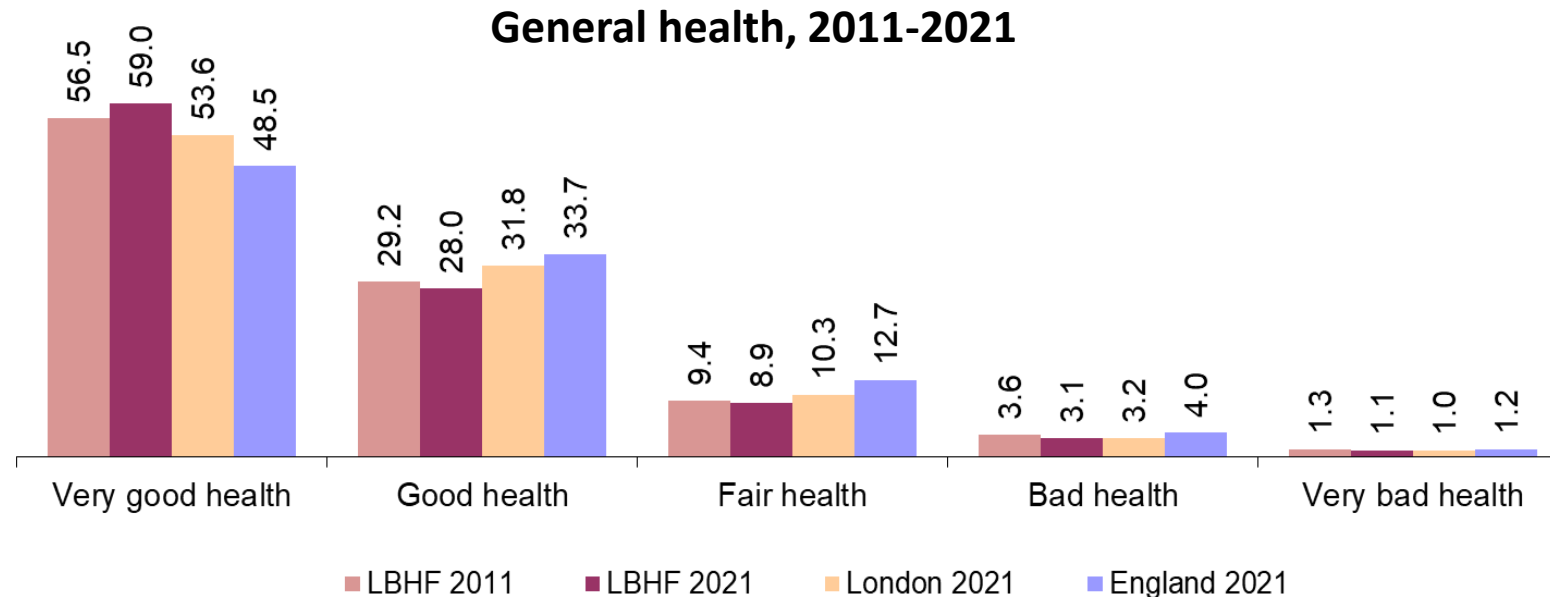




2021 Census Health in Hammersmith & Fulham Facts and figures

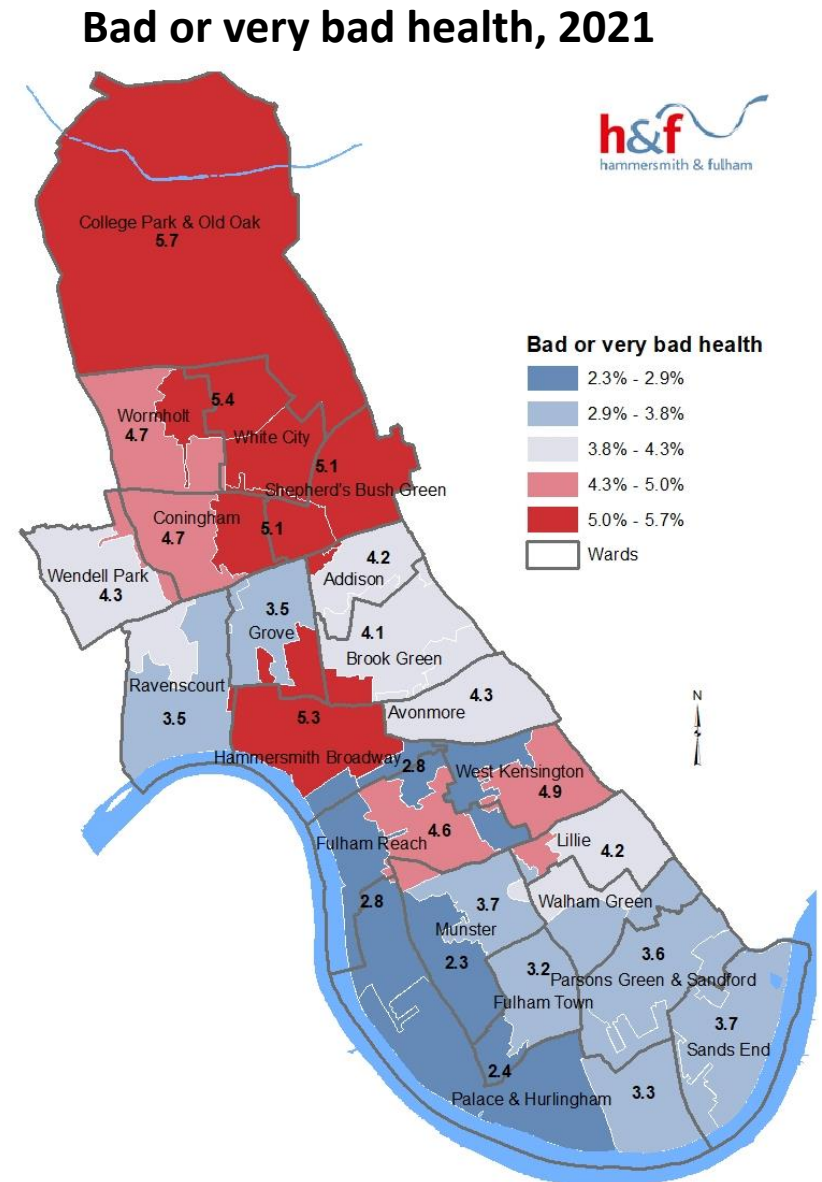
1. General health
2. Disability
3. Provision of unpaid care

- In 2021, there were estimated 183,157 residents in H&F. Overall, 87% of the population reported **very good or good health**; this is 1.3 percentage points higher than 10 years ago.
- Residents in H&F have **better general health** compared to London (85.4%) and England as a whole (82.2%).
- The borough ranked **the fourth highest** in England in term of people in **very good health** (59%) as a percentage of the total population.
- In H&F, the proportion of people reporting their **health as fair** decreased (from 9.4% in 2011, to 8.9% in 2021), and there were decreases in the proportion of people reporting **bad health** (from 3.6% in 2011, to 3.1% in 2021) and **very bad health** (from 1.3% in 2011, to 1.1% in 2021).



General Health (Aged-standardised)

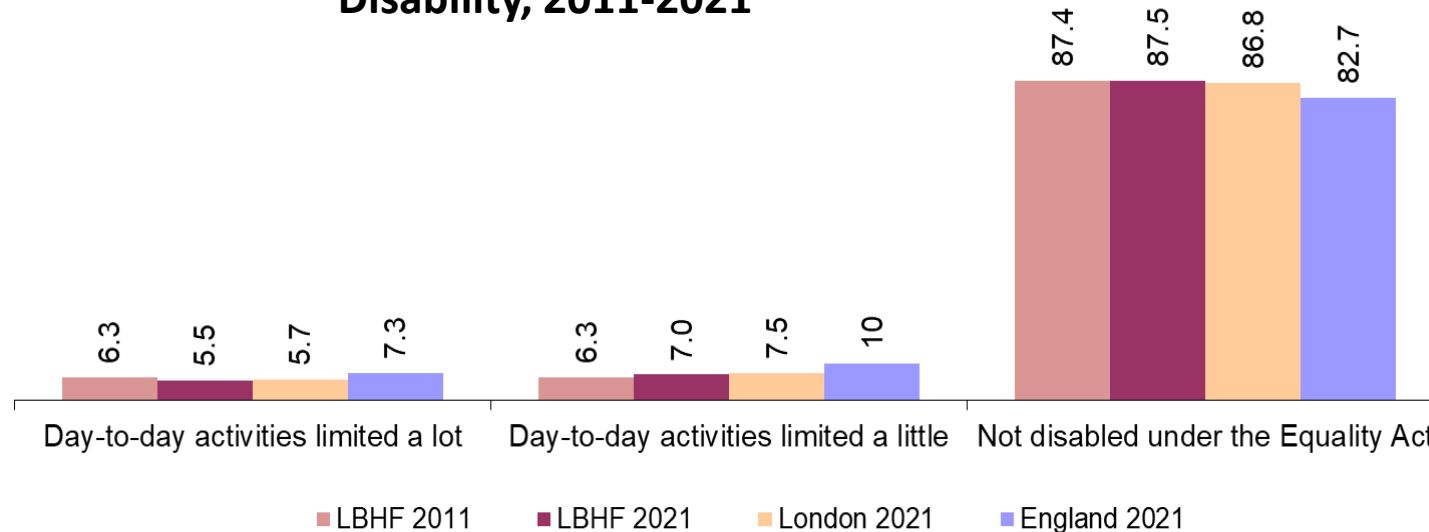
- The general health data has been **age standardised** to allow comparison between populations over time and across geographies, as they account for differences in the population size and age structure.
- After the **Age-standardised proportions (ASPs)** are applied, the proportion of H&F residents reporting **very good health** has decreased to 53.8%; ranked the 18th highest in England.
- Age-standardised general health data are **not available for small geographies**, but 'General Health' data are available for all areas in England.
- Residents living in the **most deprived areas** in H&F have higher probabilities of reporting poor health than others.
- **Poorer health** is generally higher in the north of the borough than in the south.
- **Shepherd's Bush Green, College Park & Old Oak, and Wormholt** wards have the highest proportions of residents who reported their health as 'bad' or 'very bad'.



Disability

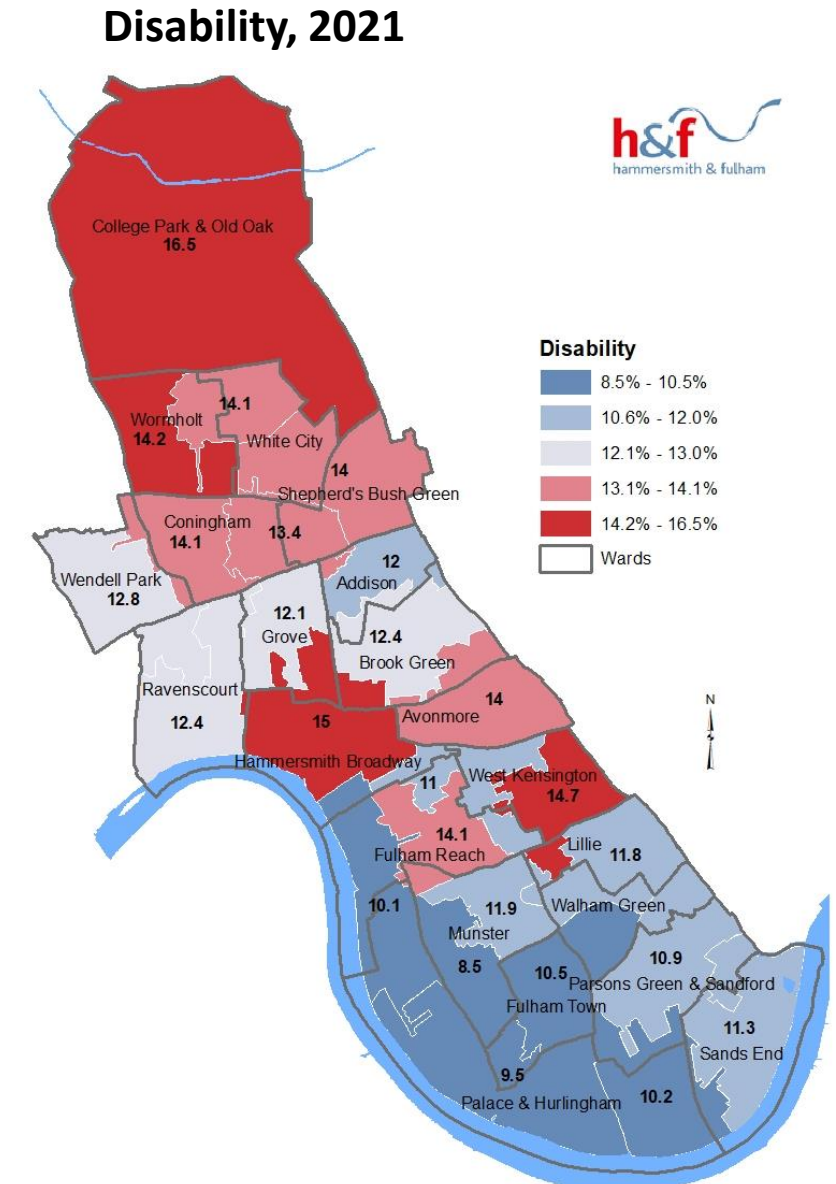
- In 2021, 12.5% (22,972) of H&F residents reported to have a **long-term health problem** or **disability** that limits their day-to-day activities (12.6% in 2011); this is lower compared to both London (13.2%) and England (17.3%).
- There has been a slight reduction in the proportion of H&F residents whose day-to-day activities are **limited a lot** (from 6.3% in 2011 to 5.5%) and a slight increase in those who are **limited a little** (from 6.3% in 2011 to 7%).
- 87.5% of residents reported they had **no long-term condition** or **disability** that limited their day-to-day activities, although 5.3% reported to have **long term mental** or **physical illness** but the day-to-day activity is not limited (5.2% in London and 6.8% in England).

Disability, 2011-2021



Disability (Aged-standardised)

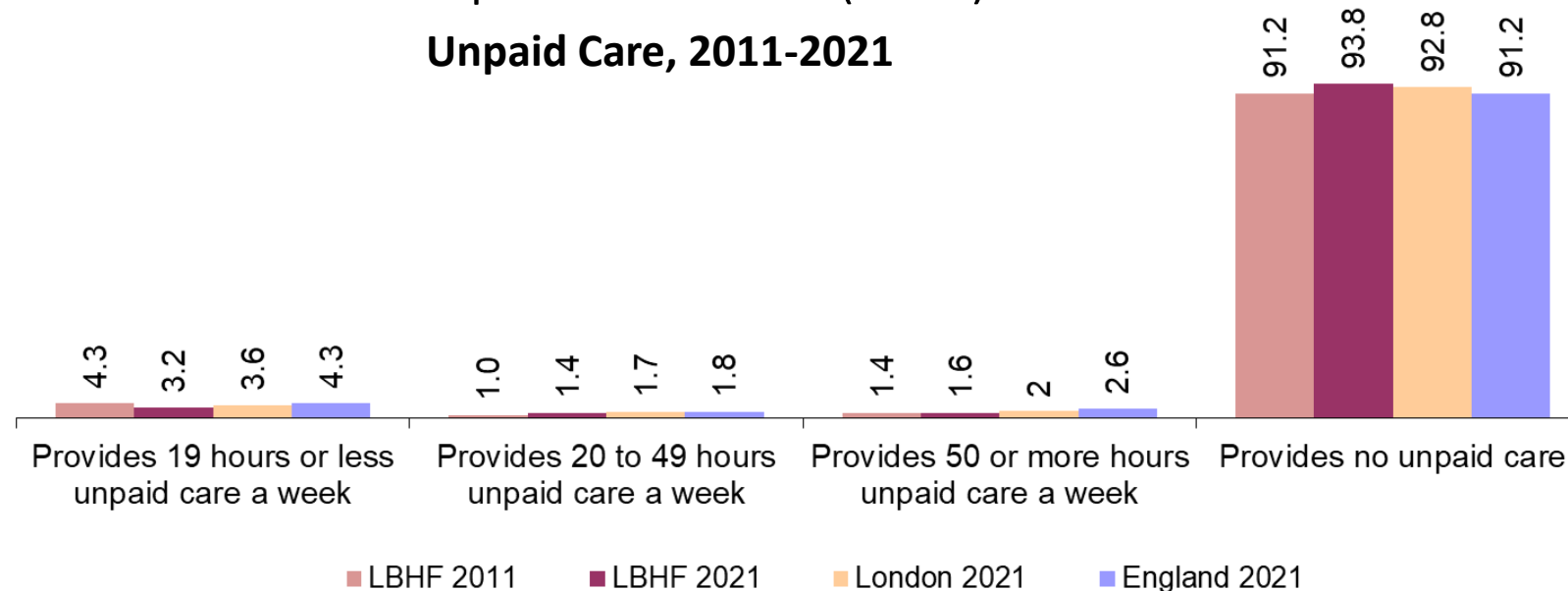
- Disability data has also been **age standardised** to allow comparison between populations over time and across geographies.
- After the **Age-standardised proportions (ASPs)** are applied, the proportion of H&F residents reporting **disability** has increased to 15.5% (15.6% in London and 17.7% in England).
- Age-standardised disability data are **not available for small geographies**, but 'Disability' data are available for all areas in England.
- More residents from the **most deprived areas** in H&F have reported to have a long-term health problem or disability that limits their day-to-day activities compared to other areas.
- **Disability** is generally higher in the north and central sub area of the borough than in the south.
- **College Park & Old Oak, Shepherd's Bush Green, Wormholt, and Avonmore** wards have by far the highest proportions of residents who reported to have disability that limits their day-to-day activities.



Unpaid Care

- **Informal carers** provide care and assistance to vulnerable people to allow them to continue to live in their own homes.
- In 2021, around one in sixteen (6.2%, 10,738) residents aged over five **provide some unpaid care** every week, lower than the regional (7.2%) and national average (8.8%); this is **the 3rd lowest level** in England
- Of this group, 51.4% were providing less than **20 hours care a week**, 23.1% provided between **20 to 49 hours** and 25.5% provided **50 or more hours**; these proportions are similar for London and England.
- The 2021 Census data shows a **decrease** in the proportion of residents that provide **19 hours or less** unpaid care a week (-30%) but **increases** in the number of resident that provide **20 to 49 hours** unpaid care a week (+31%), and **more than 50 hours** unpaid care a week (+14%).

Unpaid Care, 2011-2021



Unpaid Care (Aged-standardised)

- The unpaid care data has also been **age standardised** to allow comparison between populations over time and across geographies.
- After the **Age-standardised proportions (ASPs)** are applied, the proportion of H&F residents providing any form of **unpaid care** has increased to 6.8%; still ranked the 3rd lowest in England.
- Age-standardised unpaid care data are **not available for small geographies**, but the main 'Unpaid Care' data are available for all areas in England.
- Residents living in the **most deprived areas** in H&F are more likely to provide informal care compared to other areas.
- **Unpaid care** provision is generally higher in the north of the borough than in the south.
- **College Park & Old Oak, Wormholt, Coningham, and Shepherd's Bush Green** wards have the highest proportions of residents who provided any type of informal care in the borough.

